

# Academic Year-2016-17

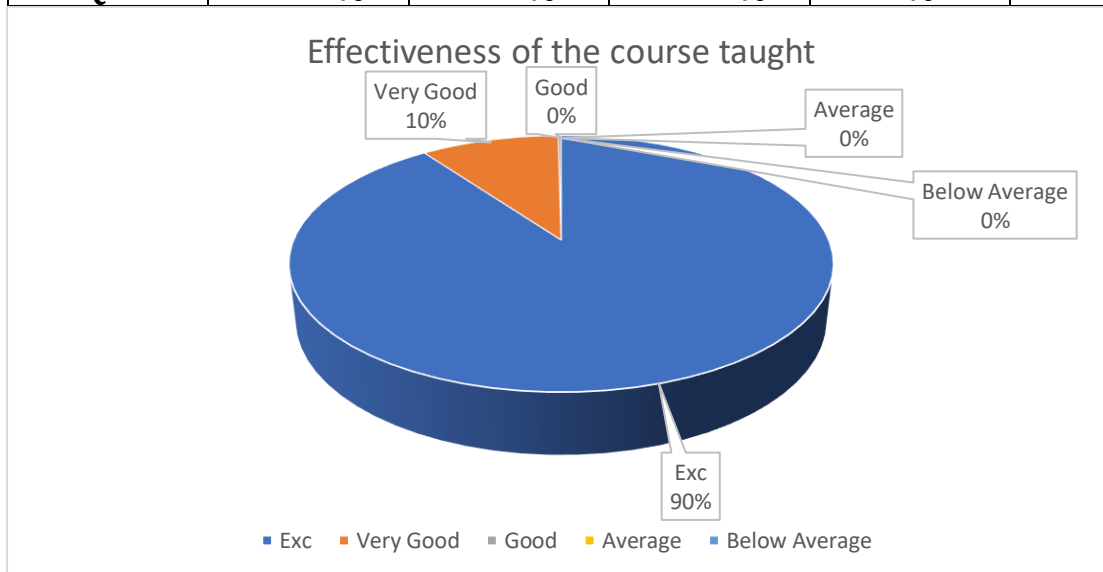
## Report on Students Satisfaction Survey for overall institutional performance

Students Satisfaction Survey is vital in bringing about an overall development of the college and to improve on the areas where the college requires further improvement. The college has designed a feedback format consisting of 21 questions/parameters with 5 grading options. The feedback has been collected from 480 students. The collected feedbacks are analysed and put forward in the IQAC Committee of the college. It has been recommended to the authority concerned for taking necessary action.

Following questions are for Student Satisfaction Survey regarding Teaching Learning process

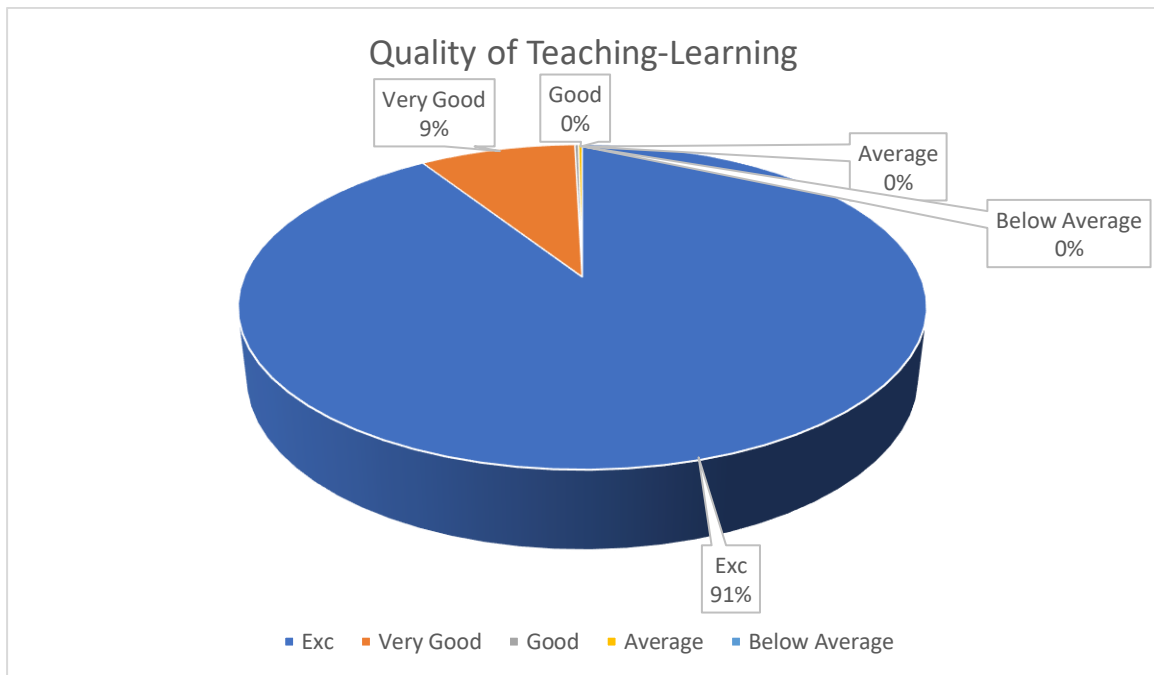
### 1. How effectively was the course taught?

Grade	Excellent	Very Good	Good	Average	Below Average
Q 1	89.86%	9.78%	0.208%	0%	0%



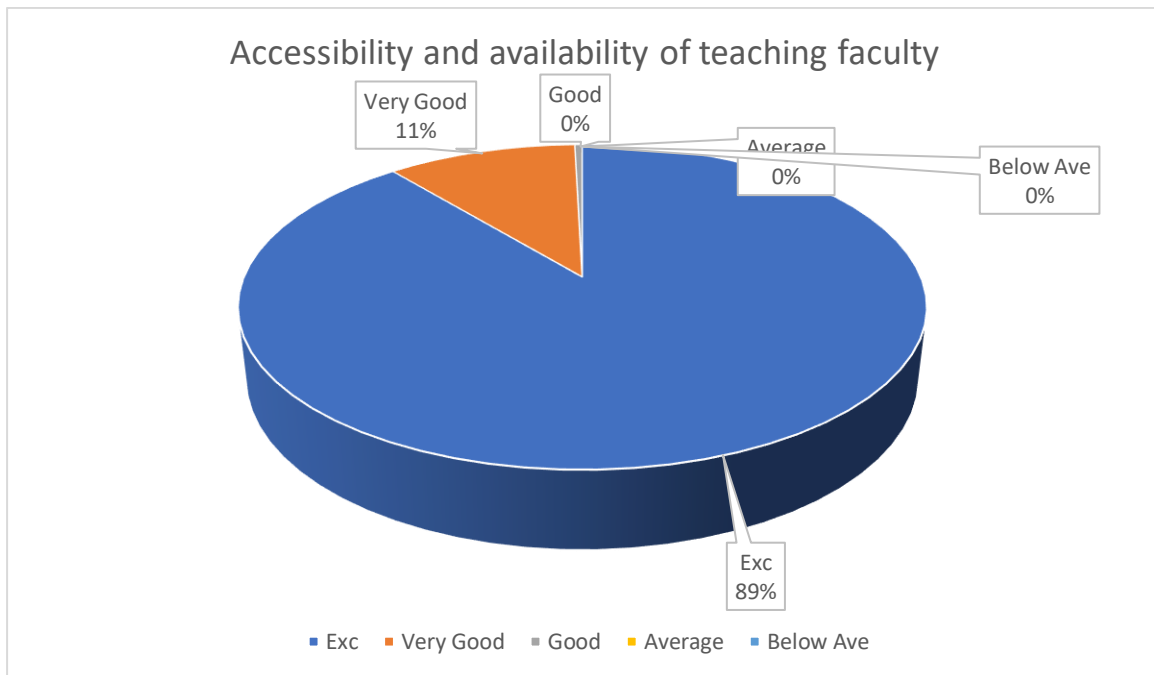
**Q 2 How do rate the quality of teaching-learning process in your college?**

<b>Grade</b>	<b>Excellent</b>	<b>Very Good</b>	<b>Good</b>	<b>Average</b>	<b>Below Average</b>
<b>Q 2</b>	<b>90.69%</b>	<b>8.74%</b>	<b>0.208%</b>	<b>0.208%</b>	<b>0%</b>



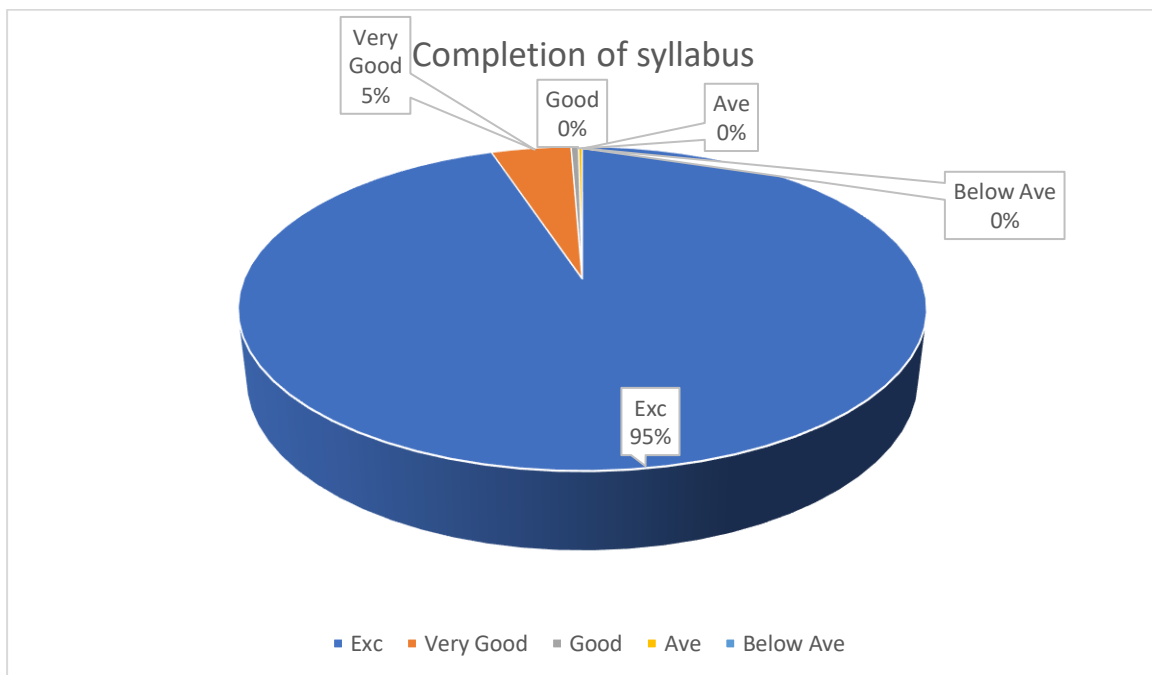
**Q 3 Rate the accessibility and availability of your teaching faculty.**

<b>Grade</b>	<b>Excellent</b>	<b>Very Good</b>	<b>Good</b>	<b>Average</b>	<b>Below Average</b>
<b>Q3</b>	<b>88.82%</b>	<b>10.61%</b>	<b>0.416%</b>	<b>0%</b>	<b>0%</b>



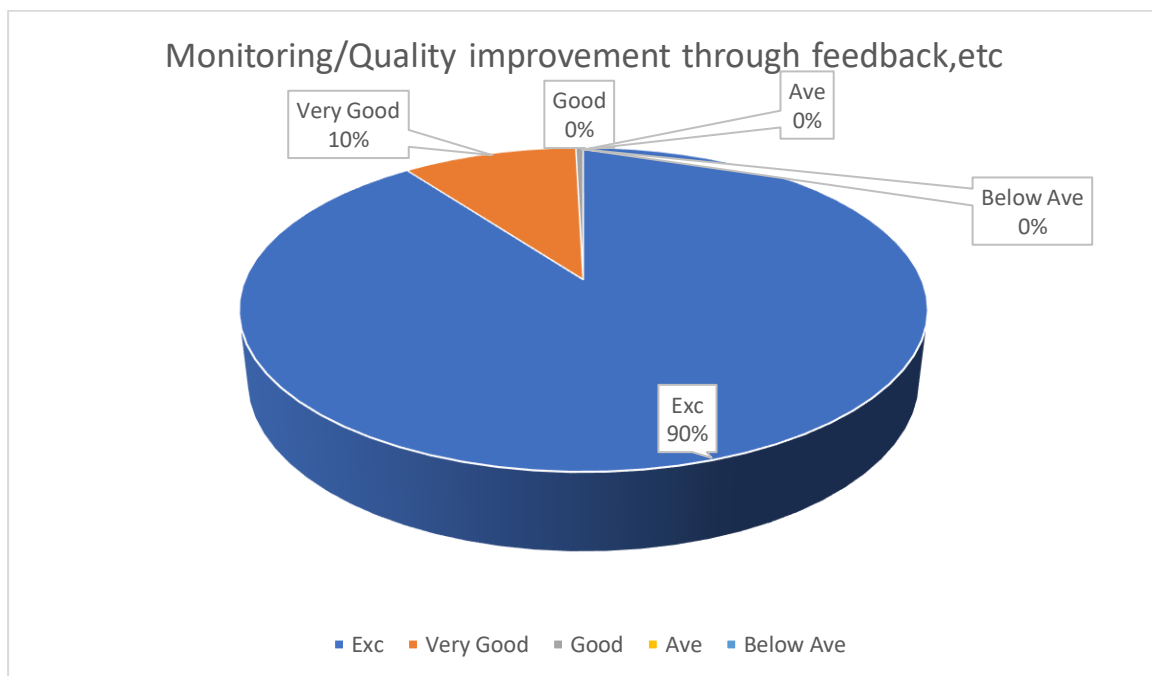
#### Q 4 Completion of syllabus in the class.

Grade	Excellent	Very Good	Good	Average	Below Average
Q4	94.64%	4.47%	0.416%	0.208%	0%



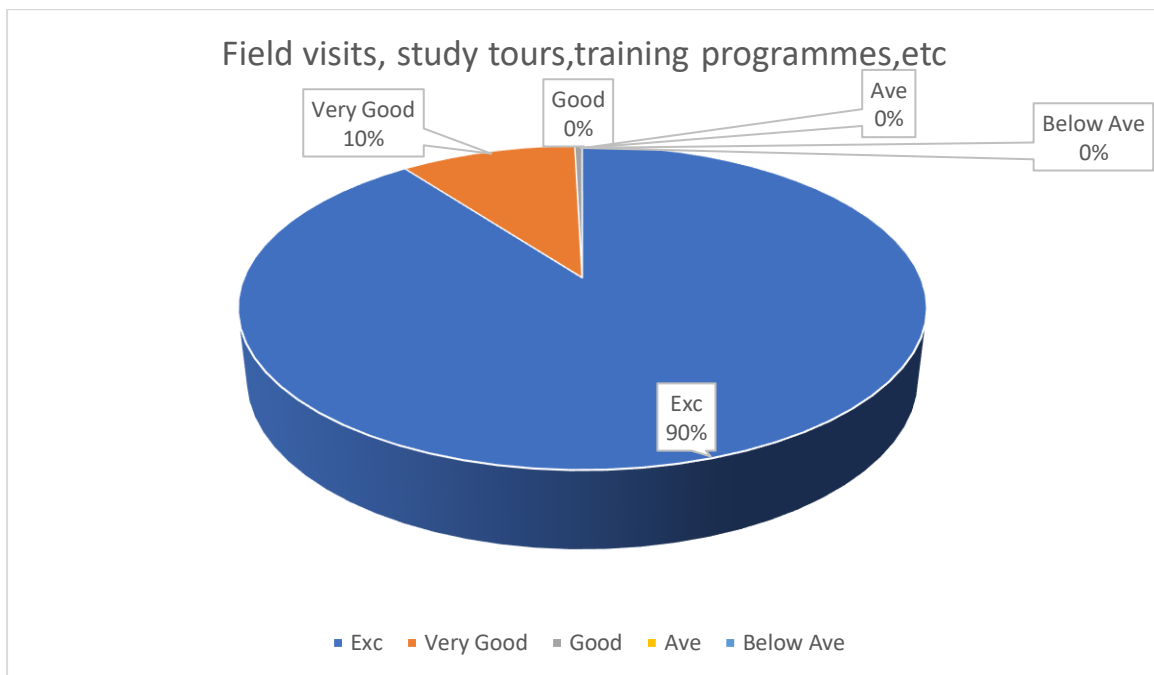
**Q 5 Does the institution make efforts to engage students in the monitoring and continuous quality improvement of the teaching-learning processes through feedback and such similar systems?**

Grade	Excellent	Very Good	Good	Average	Below Average
Q5	89.65%	9.78%	0.416%	0%	0%



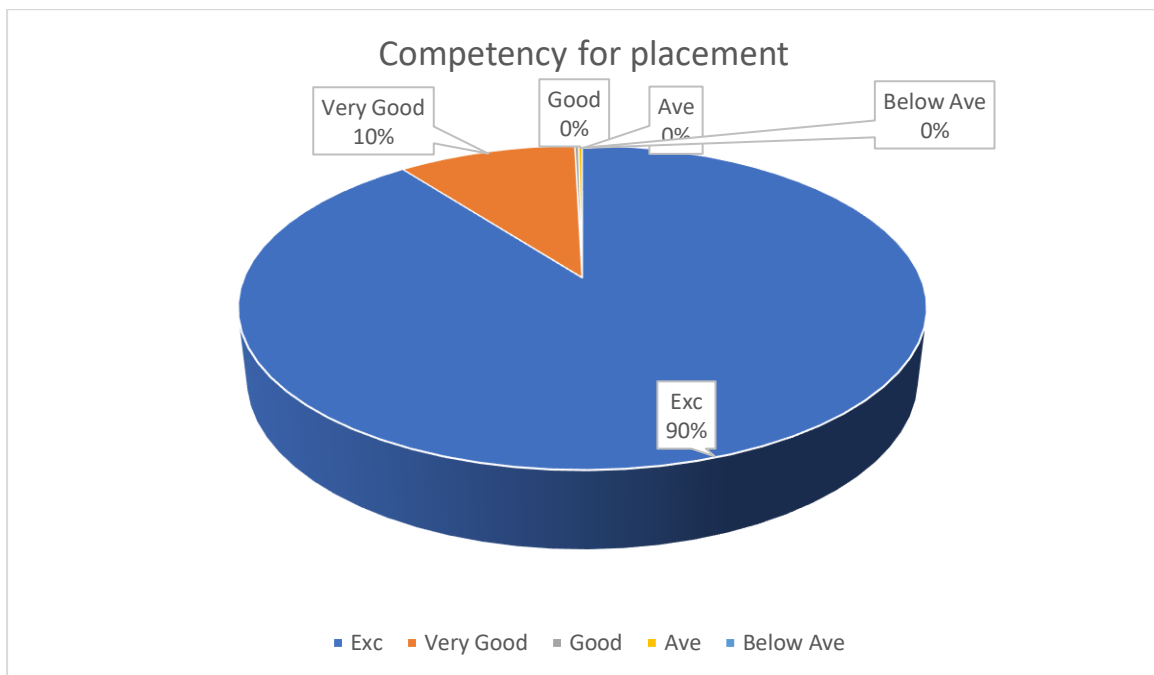
**Q 6 Does the institute take active interest in conducting field visits, study tours, training programmes, etc?**

Grade	Excellent	Very Good	Good	Average	Below Average
Q 6	89.02%	9.78%	0.416%	0%	0%



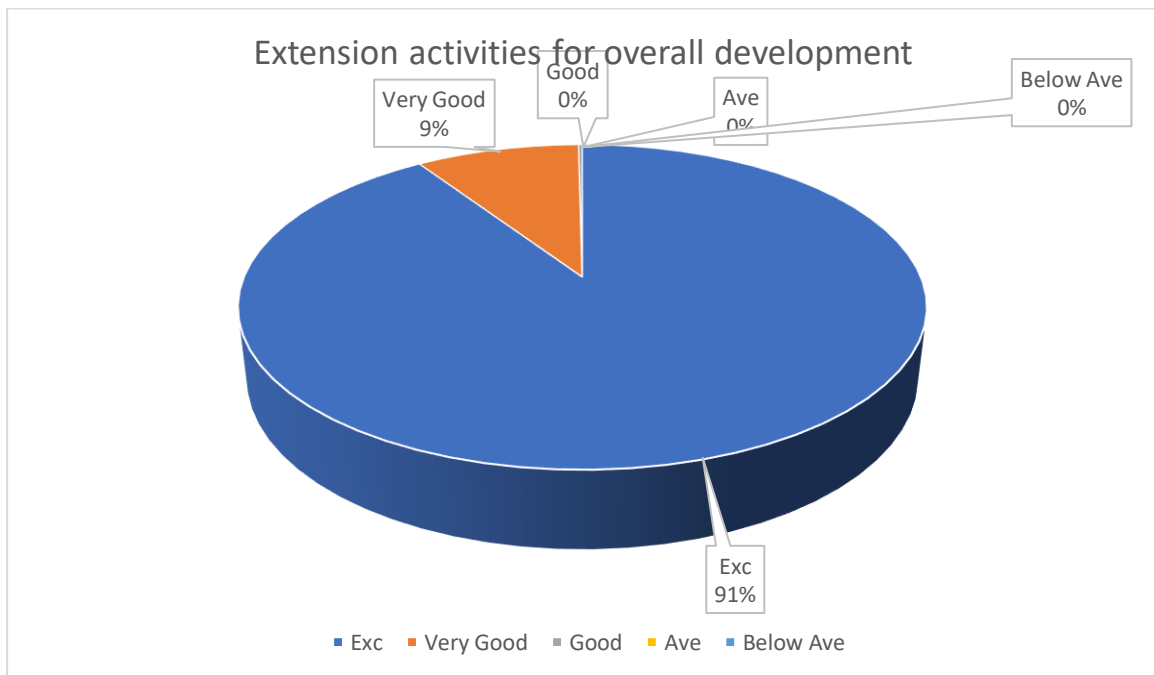
**Q 7 Do you feel your degree programme has contributed to your competency for placement?**

<b>Grade</b>	<b>Excellent</b>	<b>Very Good</b>	<b>Good</b>	<b>Average</b>	<b>Below Average</b>
<b>Q 7</b>	<b>89.44%</b>	<b>9.98%</b>	<b>0.208%</b>	<b>0.208%</b>	<b>0%</b>



**Q 8 Does extension activities conducted by the college help in your overall development?**

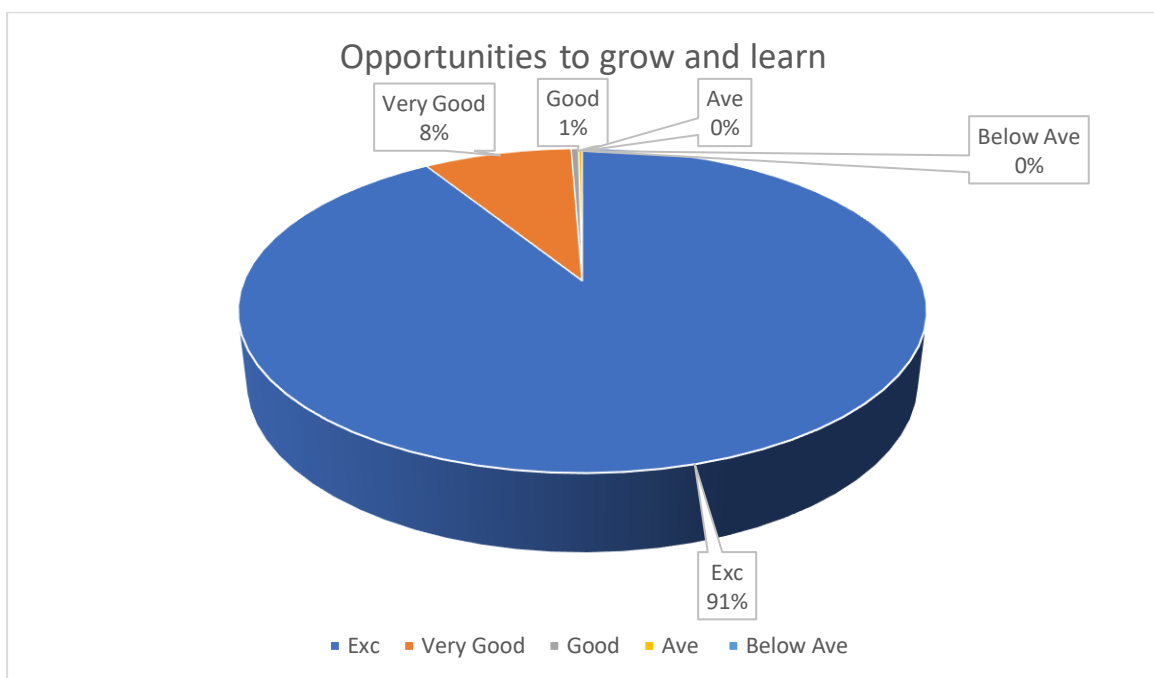
Grade	Excellent	Very Good	Good	Average	Below Average
Q 8	90.48%	9.15%	0.208%	0%	0%





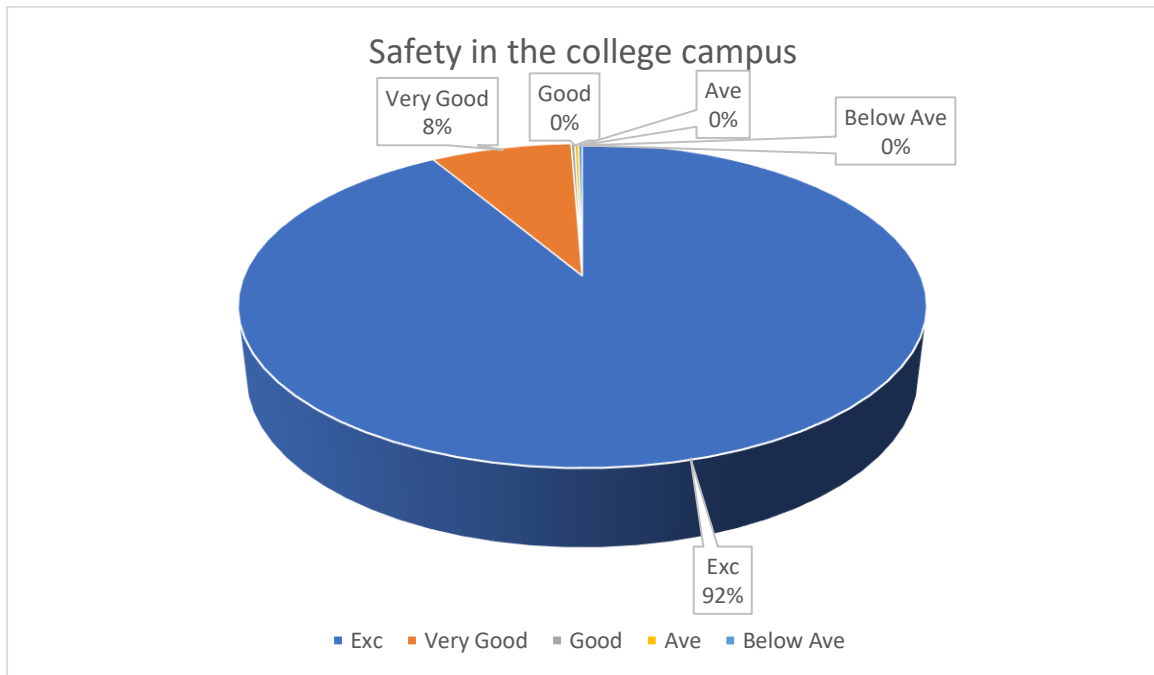
**Q9 The institution provides opportunities to grow and learn through activities like sports, annual social gathering, debates, NSS, NCC, etc.**

Grade	Excellent	Very Good	Good	Average	Below Average
<b>Q 9</b>	<b>91.1%</b>	<b>8.32%</b>	<b>0.416%</b>	<b>0.208%</b>	<b>0%</b>



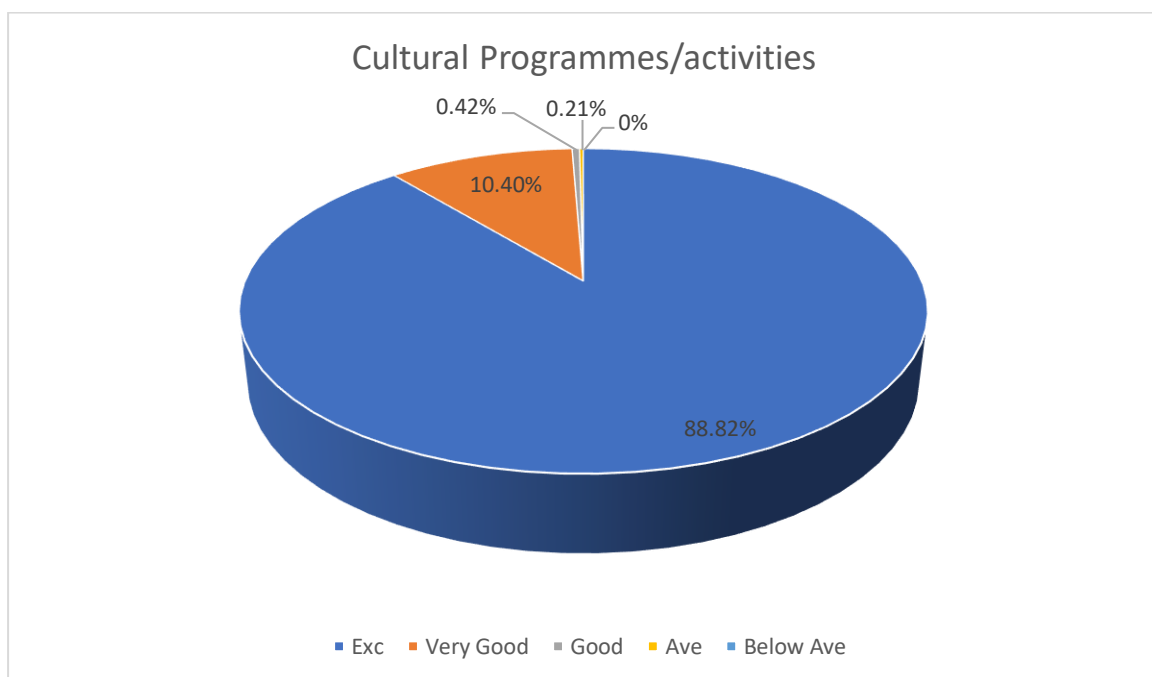
**Q 10 How would you rate your safety in the college campus?**

<b>Grade</b>	<b>Excellent</b>	<b>Very Good</b>	<b>Good</b>	<b>Average</b>	<b>Below Average</b>
<b>Q 10</b>	<b>91.31%</b>	<b>7.9%</b>	<b>0.208%</b>	<b>0.208%</b>	<b>0.208%</b>



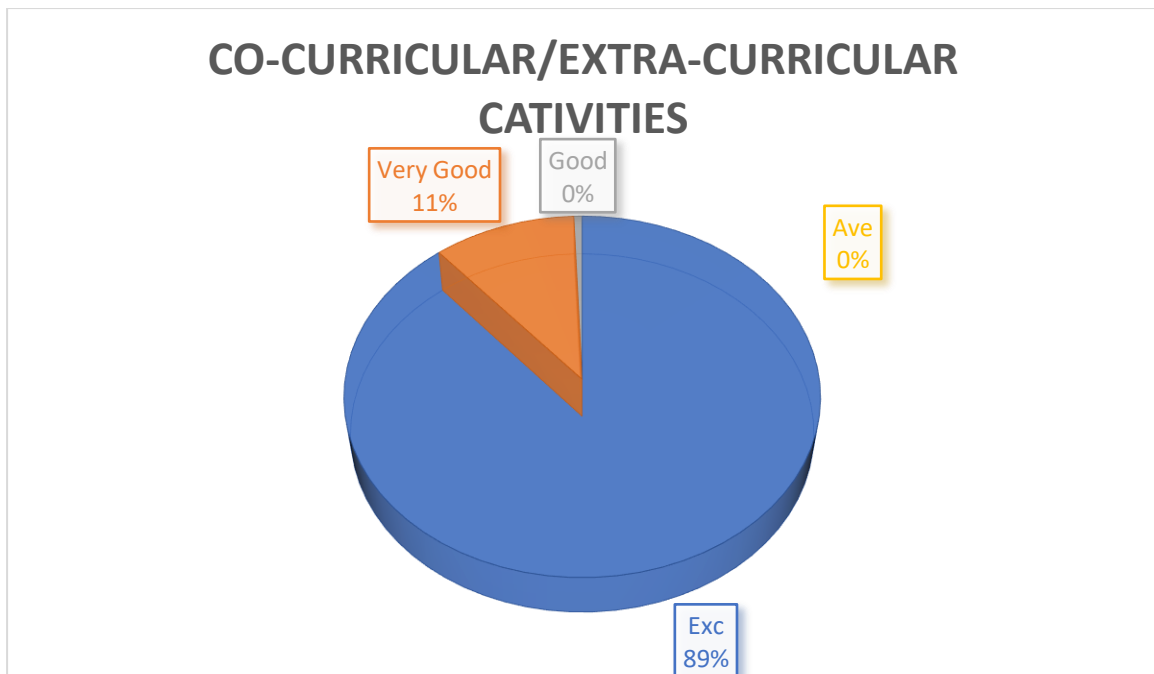
**Q 11 How do you rate the cultural programmes/activities in the college?**

<b>Grade</b>	<b>Excellent</b>	<b>Very Good</b>	<b>Good</b>	<b>Average</b>	<b>Below Average</b>
<b>Q 11</b>	<b>88.82%</b>	<b>10.4%</b>	<b>0.416%</b>	<b>0.208%</b>	<b>0%</b>



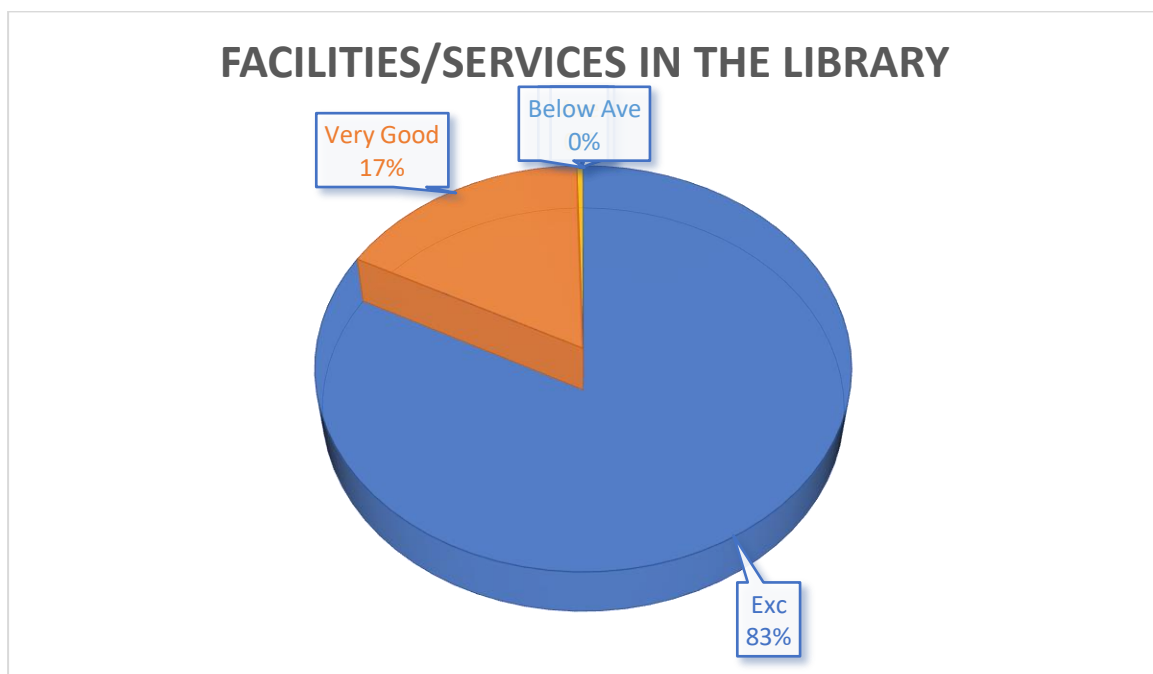
**Q 12 Does the staff encourage you for participation in co-curricular and extra-curricular activities?**

<b>Grade</b>	<b>Excellent</b>	<b>Very Good</b>	<b>Good</b>	<b>Average</b>	<b>Below Average</b>
<b>Q 12</b>	<b>88.61%</b>	<b>10.61%</b>	<b>0.624%</b>	<b>0%</b>	<b>0%</b>



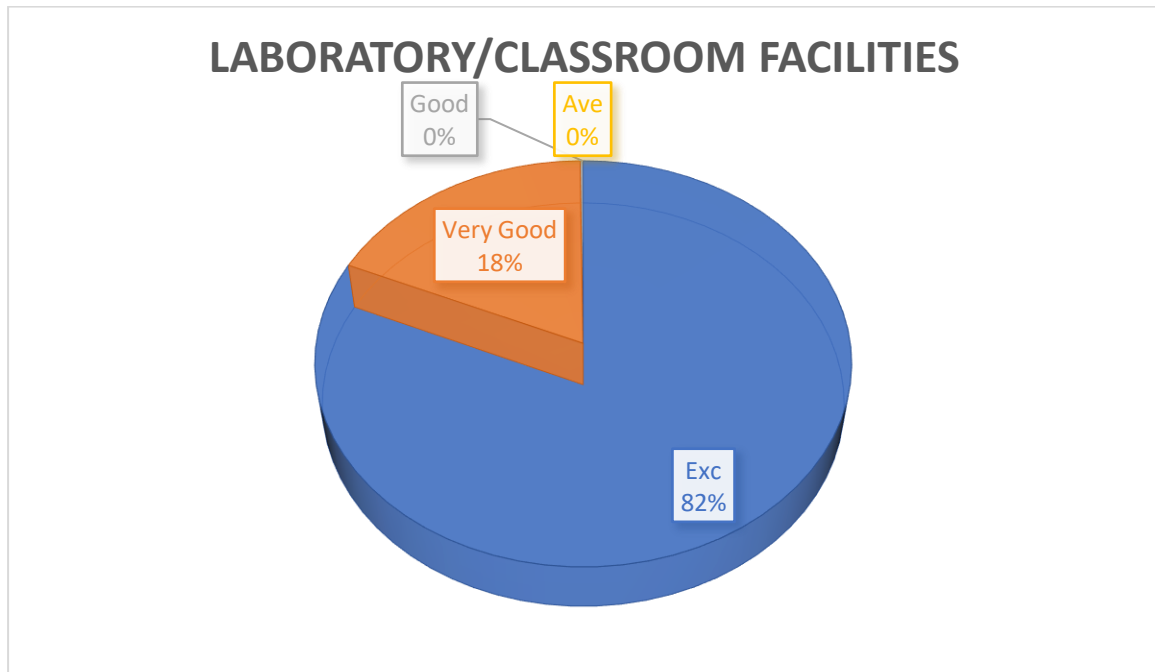
**Q 13 How do you rate the facilities and services in the library?**

<b>Grade</b>	<b>Excellent</b>	<b>Very Good</b>	<b>Good</b>	<b>Average</b>	<b>Below Average</b>
<b>Q 13</b>	<b>81.54%</b>	<b>16.64%</b>	<b>1.25%</b>	<b>0.416%</b>	<b>0%</b>



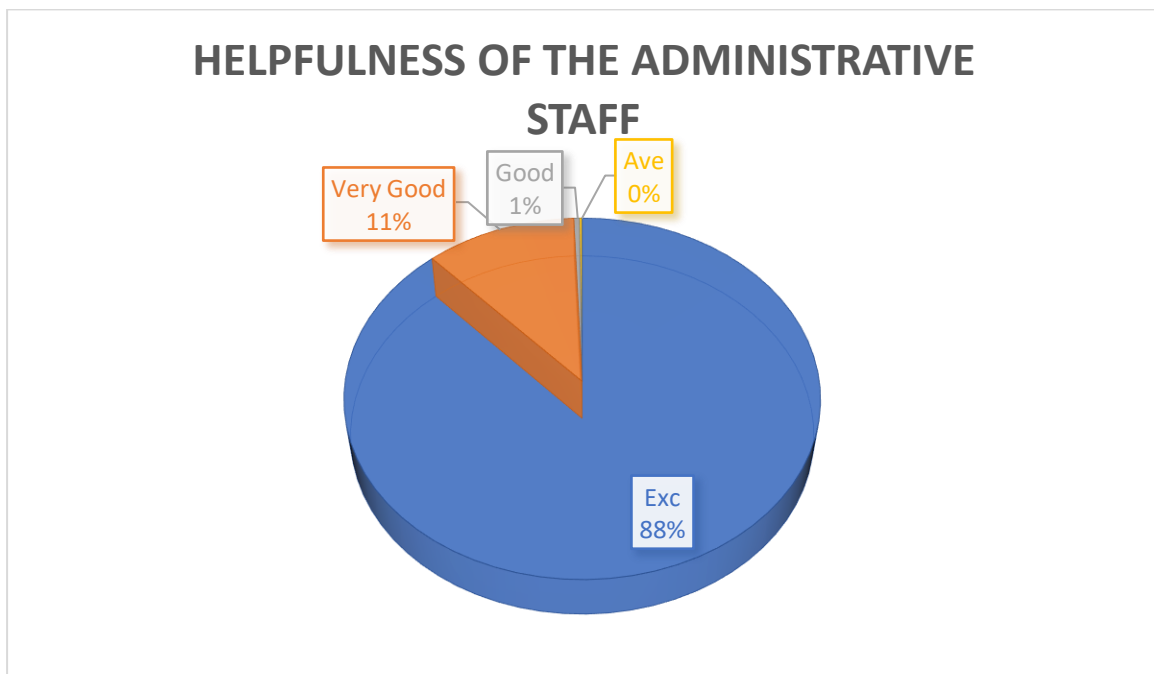
**Q 14 How would you rate your laboratory and class-room facilities?**

<b>Grade</b>	<b>Excellent</b>	<b>Very Good</b>	<b>Good</b>	<b>Average</b>	<b>Below Average</b>
<b>Q 14</b>	<b>83.2%</b>	<b>18.51%</b>	<b>0.208%</b>	<b>0%</b>	<b>0%</b>



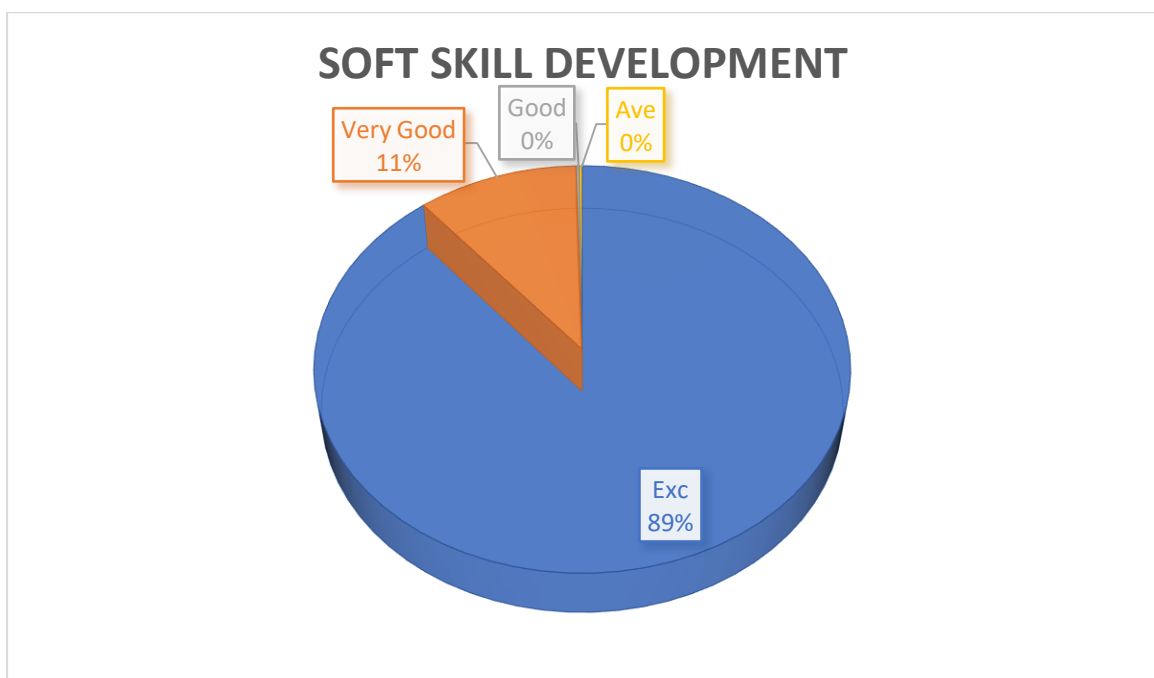
**Q 15 Are the administrative staff in the campus helpful?**

Grade	Excellent	Very Good	Good	Average	Below Average
Q 15	87.98%	11.23%	0.416%	0.208%	0%



**Q 16 Does the institute/teachers make effort to inculcate soft skills like personality development, inter-personal skills, environmental awareness, etc?**

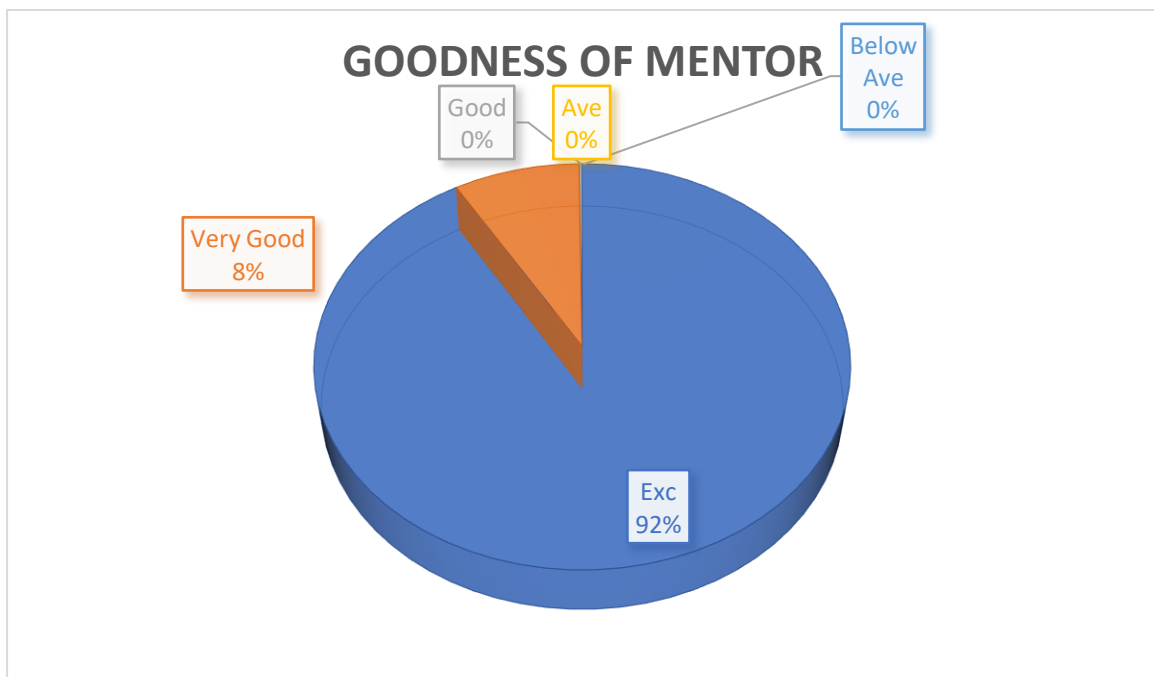
Grade	Excellent	Very Good	Good	Average	Below Average
Q 16	88.82%	10.61%	0.208%	0.208%	0%





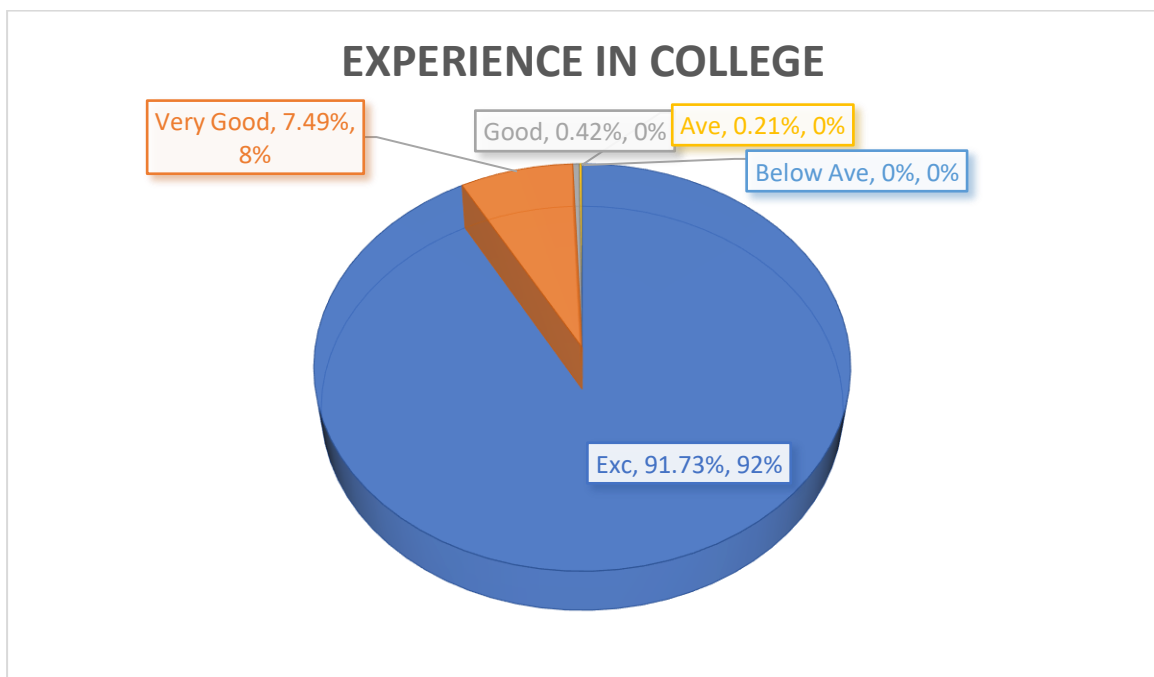
**Q 17 How good is your mentor to you?**

Grade	Excellent	Very Good	Good	Average	Below Average
Q 17	91.31%	8.32%	0.208%	0%	0%



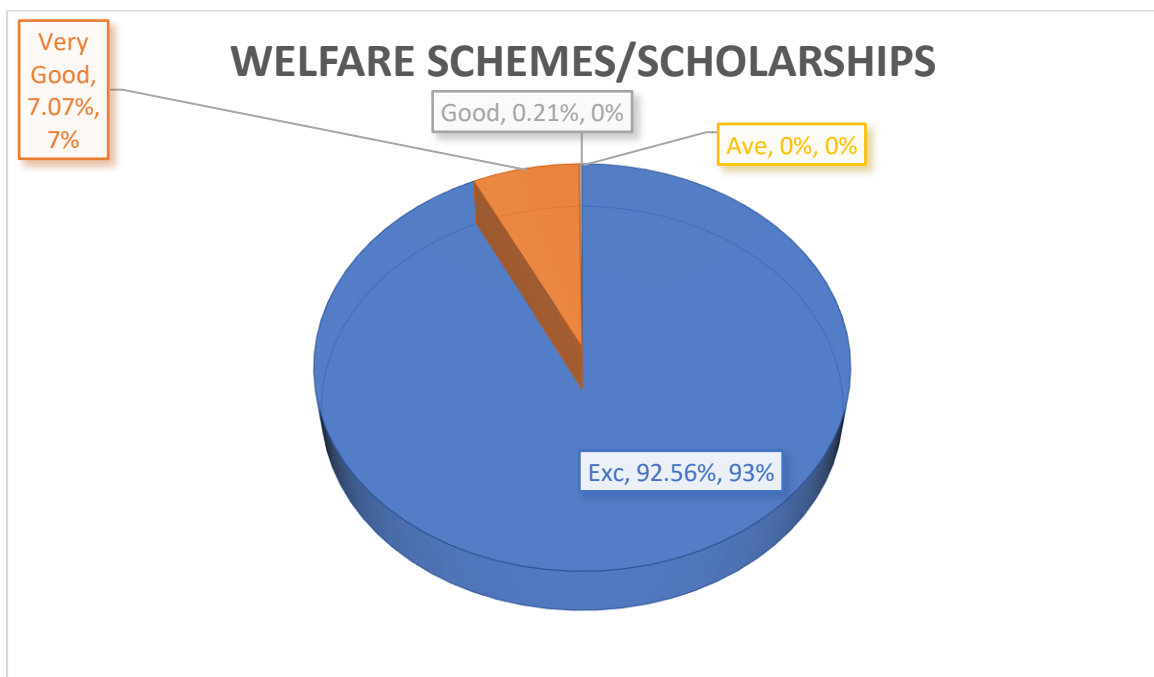
**Q 18 How would you rate your experience in your college?**

<b>Grade</b>	<b>Excellent</b>	<b>Very Good</b>	<b>Good</b>	<b>Average</b>	<b>Below Average</b>
<b>Q 18</b>	<b>91.73%</b>	<b>7.49%</b>	<b>0.416%</b>	<b>0.208%</b>	<b>0%</b>



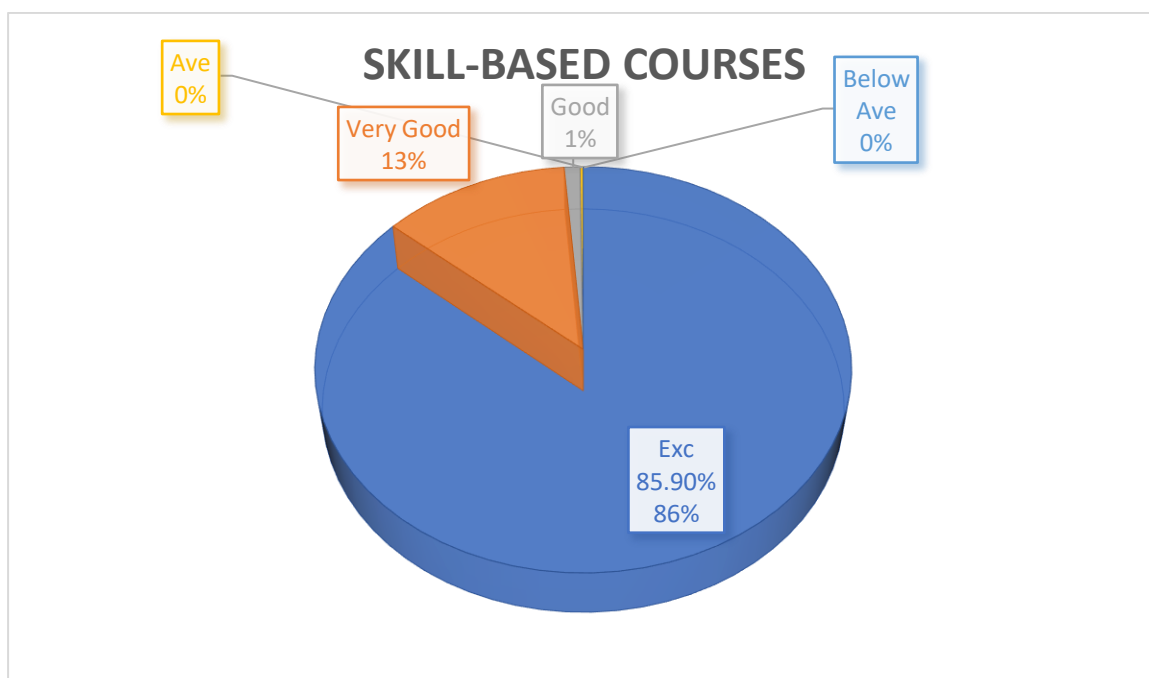
**Q 19 Availability of welfare schemes and scholarships in the college?**

Grade	Excellent	Very Good	Good	Average	Below Average
Q 19	92.56%	7.07%	0.208%	0%	0%



**Q 20 Availability of skill-based courses in the college.**

Grade	Excellent	Very Good	Good	Average	Below Average
Q 20	85.90%	12.38%	1.04%	0.208%	0%



**Q 21 Comment on your overall satisfaction.**

The collected Feedback are mostly satisfactory; however, suggestions have been given regarding increasing the number of reference books in the library. Some students have also highlighted the need for improving sports facilities in the college and to provide running water facility in the washrooms. Quite a few have expressed the necessity of hostel facility in the college. Observations are made regarding the suggestions and assess the aspects that needs improvements.